

Northrim BanCorp, Inc.

FACT SHEET

NASDAQ: NRIM

northrim.com

NRIM - NORTHRIM BANCORP, INC.

July 29, 2019

FINANCIAL HIGHLIGHTS

Price @ July 29, 2019	\$37.17	Basic Book Value	\$30.66
Shares Outstanding (Millions)	6.73	Tangible Book Value	\$28.27
Estimated Float (Millions)	6.46	Price/Tangible Book	1.31x
52-week Price Range	\$45.35 - \$30.70	EPS (ttm)	\$2.68
Market Cap (Millions)	\$250.1	P/E Ratio (ttm)	13.87x
Net Interest Margin - YTD	4.77%	Dividend (Annualized)	\$1.20
Tax Equivalent Net Interest Margin - YTD	4.83%	Dividend Yield	3.23%

- Total revenue was \$25.5 million in 2Q19.

- Community Banking contributed 75% of total revenues and 91% of earnings in 2Q19.

- Home Mortgage Lending contributed 25% of total revenues and 9% of earnings in 2Q19.

- Net interest margin ("NIM") was a strong at 4.71%.

- Paid a quarterly cash dividend of \$0.30 per share in June 2019.

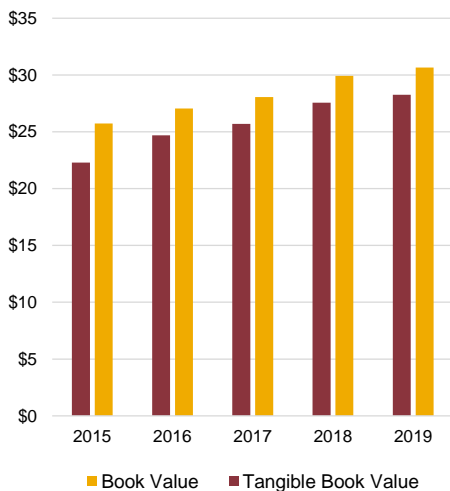
- Book value per share increased 6% to \$30.66 from \$29.02 a year ago.

- Northrim remains well-capitalized with Tier 1 Capital to Risk Adjusted Assets of 15.03%.

Period	EPS Diluted	Net Income	Total Portfolio Loans	Net Interest Margin	Tax Equivalent Net Interest Margin	Dividends per Share	Total Equity/ Total Assets	Tangible Equity/ Tangible Assets
YTD	\$1.24	\$8.57	\$1,016	4.77%	4.83%	\$0.60	13.29%	12.38%
2018	\$2.86	\$20.00	\$984	4.55%	4.60%	\$1.02	13.70%	12.76%
2017	\$1.88	\$13.15	\$955	4.22%	4.28%	\$0.86	12.70%	11.75%
2016	\$2.06	\$14.41	\$974	4.14%	4.20%	\$0.78	12.24%	11.29%
2015	\$2.56	\$17.78	\$980	4.27%	4.32%	\$0.74	11.82%	10.40%

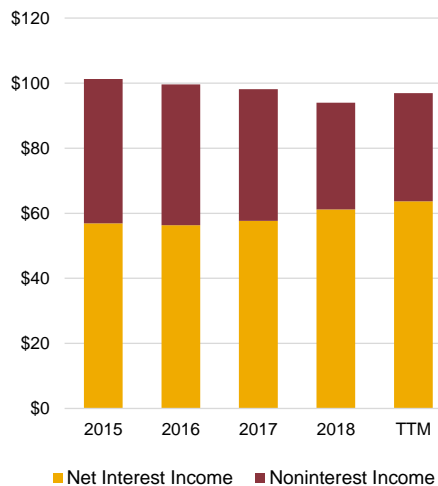
\$ in millions except per share data, which is adjusted for all stock dividends.

EQUITY PER SHARE

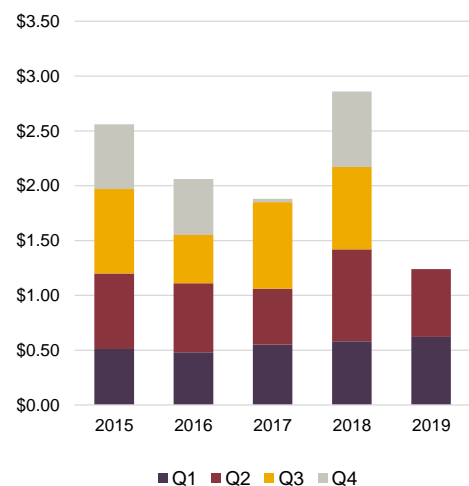


REVENUE

(in millions)



EARNINGS PER SHARE



Northrim BanCorp, Inc. is the parent company of Northrim Bank, an Alaska-based community bank with 16 branches in Anchorage, the Matanuska Valley, Kenai Peninsula, Juneau, Fairbanks, Ketchikan, and Sitka serving 90% of Alaska's population; and an asset based lending division in Washington; and a wholly-owned mortgage brokering company, Residential Mortgage Holding Company, LLC. The Bank differentiates itself with its detailed knowledge of Alaska's economy and its "Customer First Service" philosophy. Pacific Wealth Advisors, LLC is an affiliated company of Northrim BanCorp.



CORPORATE INFORMATION

Joe Schierhorn

Chairman, President, CEO & COO Northrim BanCorp; Chairman, President & CEO of Northrim Bank

Jed Ballard

EVP, CFO

Mike Martin

EVP, General Counsel & Corp Secretary, Northrim BanCorp & Northrim Bank; EVP, COO, Northrim Bank

northrim.com | (907) 562-0062

FINANCIAL HIGHLIGHTS (in thousands, except share data)

Income Statement - Quarter ended:	30-Jun-19	31-Mar-19	30-Jun-18
Interest Income	\$17,306	\$16,878	\$15,595
Interest Expense	1,349	1,109	606
Net Interest Income	15,957	15,769	14,989
Provision for Loan Losses	300	750	-300
Net Interest Income after Provision	15,657	15,019	15,289
Noninterest Income	9,569	7,533	8,314
Noninterest Expense	19,819	17,080	16,606
Income before Taxes	5,407	5,472	6,997
Provision for Income Taxes	1,146	1,160	1,167
Net Income	\$4,261	\$4,312	\$5,830

Per Common Share Data

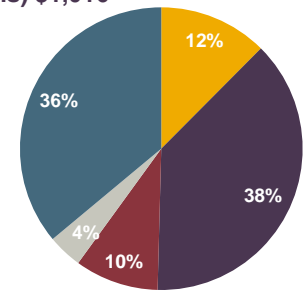
Diluted Earnings per Share	\$0.62	\$0.62	\$0.84
Common Shares Outstanding	6,729,456	6,878,829	6,872,959
Basic Book Value Per Share	\$30.66	\$30.36	\$29.02
Tangible Book Value per Share	\$28.27	\$28.01	\$26.66

Balance Sheet (in thousands)

Total Assets	\$1,552,770	\$1,520,051	\$1,470,440
Total Portfolio Loans	\$1,015,704	\$982,341	\$967,702
Total Deposits	\$1,288,178	\$1,228,018	\$1,205,521
Total Shareholders' Equity	\$206,338	\$208,838	\$199,456

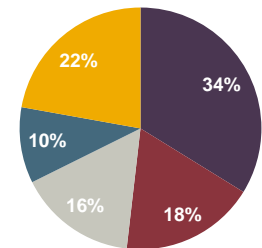
PORTFOLIO LOANS (Millions) \$1,016

- Owner Occupied CRE
- Commercial
- Construction
- Consumer
- Non-owner Occupied CRE



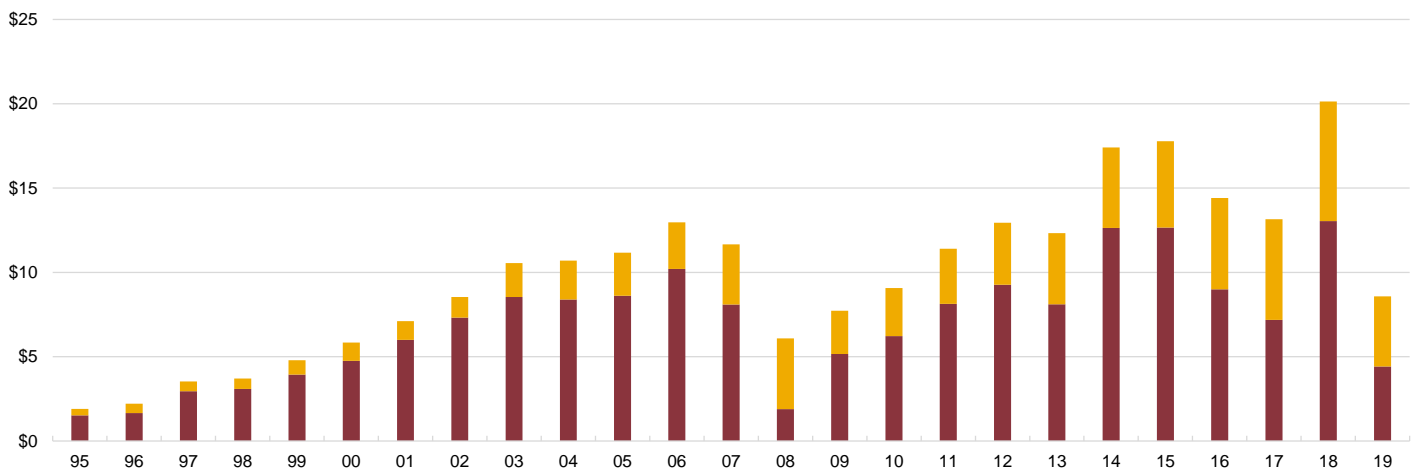
DEPOSITS (Billions) \$1.29

- Demand
- Savings
- Money Market
- Time
- Int. Bearing Demand



CAPITAL, PROFITS, and DIVIDENDS (in millions)

- Increase in Retained Earnings
- Dividends



About Alaska: While Alaska is the largest state in the US by area, it is the 3rd least populous state and the least densely populated. Alaska has relied heavily on petroleum revenues for the large portion of the state government's budget. With the revenues from the oil and gas industry, Alaskans created a sovereign wealth fund in 1976, the Alaska Permanent Fund. The Fund had a market value of \$66.2 billion as of July 26, 2019 and is the source of an annual dividend paid to each Alaska resident. Mining, fishing, tourism, air cargo, and the military are also strong contributors to Alaska's economy.